

FLOW X

Stairlift

Enrich your lifestyle.

TANAKUL
WORKGROUP



Designed for seamless movement, The Flow X provides outstanding levels of comfort, confidence and craftsmanship.



The natural lift

Designed with a five-degree seat recline, Flow X promotes a natural, comfortable and healthy posture.



Peace of mind

An embedded call device keeps you connected at all times with the touch of a button.



Find your feet

With an adjustable footrest and unique, complete automatic folding, using a stairlift has never been easier.



Complete Automatic Folding

Choose between a fully automatic folding seat, automatic folding footrest or our innovative manual-folding version. The seamless movement of the manual folding is supported by an integrated gas spring that is discreetly hidden within the seat.



Keeping you safe

The ergonomically designed seatbelt enables effortless one-handed operation.



Rail

Also deliverable with a vertical stop, to save space at the bottom of the stairs.



Call me

An intuitive remote control and clear status indicator mean that calling and parking have never been easier.



Auto Stop

Auto Stop Function means lift stops immediately in case get on and off.

A smooth ride



The seat is always in the correct position to get on and off safely. The Flow X swivels as it travels, this means that getting on and off the lift at either end of the staircase is quick and easy. At the top of the staircase, the seat can rotate away from the open staircase, allowing a safe exit from the seat. Constantly working to save you time and provide safety and comfort. ASL technology operates while the lift is moving. Therefore you avoid additional stops and swivel movements at the beginning, during and at the end of the ride. This saves time and provides additional safety and comfort. The lift really moves in one "Flow". Internal or external rail on the narrowest and steepest stairs. Even in cases where the staircase is narrow and steep, the Flow X can be installed closer to the step and on either side of the staircase. Your stairlift will be less obtrusive, and your staircase remains accessible for other family members in your home. Unique technology that can only be found with Flow X. Your well-being is important to us when you choose ASL technology, the footrest swivels with the seat ensuring your legs and feet remain in a natural and comfortable position, relieving any additional strain on your joints.

Specifications

Speed	Max 0.15 m/s
Drive Type	Rack and pinion
Motor Wattage	350 W
Weight Capacity	125 kg (275 lbs)
Automatic Stop	Yes
Staircase Incline	Up to 72°
Operation	Armrest detection and foldable joystick control as standard
Batteries	2 x 12V batteries, total 24V
Certification	Machinery Directive 2006/42/EC EN 81-40
Model Code	RP00-CU
Automatic Stop	Yes
Footrest	Available in 2 sizes Adjustable to 5 positions
Seat Height	Adjustable to 4 positions 515 - 585mm (floor to top of seat)

Rail



Standard Drop Nose



Standard Drop Nose



Horizontal Overrun



Parking Curve

Colour



Stone Grey
RAL 7030



White
RAL 9002



Pal Brown
RAL 8025



Dark Brown
RAL 8019

Upholstery Collection


Vinyl



Natural Beige



Basalt Grey




Pearl Blue

Leather



Deep Red



Firenze Smoke




Firenze Tan



Firenze Grey

Fabric



Mountain Grey




Mineral Blue



Coral Orange

Wood



Grey Oak

TANAKUL WORKGROUP CO.,LTD. (RAMA 2 SHOWROOM)

130/3 Thientalay 24, Bangkhunthien-Chaytalay Rd.,
Takham, Bangkhunthien, Bangkok 10150

T : 088 321 7890

F : 02 683 88 77

E : sales@aritco.co.th